

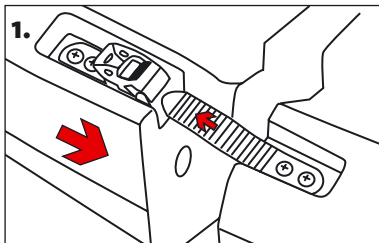
*Apalib*

Point 65 Sweden

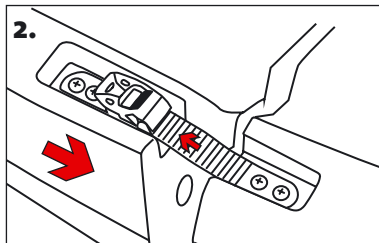
Manual

*This manual will help you with the basics of putting your Apollo together for your next paddling experience. After some practice it takes literally 10 seconds to assemble your Apollo. To take it apart you only need to reverse the process. Please read the warning sticker on your kayak for a safe and fun paddling experience. You will also find instructional films on [www.point65.com](http://www.point65.com)*

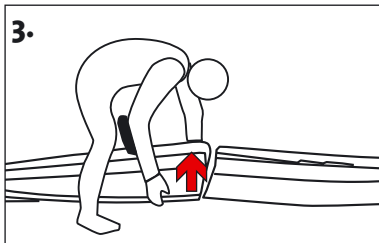
*happy paddling!*



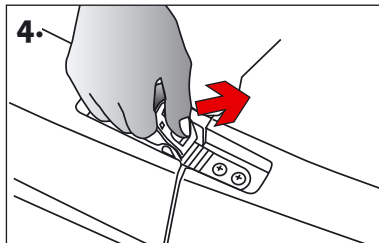
Place ratchet strap in correct position inside the buckle on both sides of the kayak.



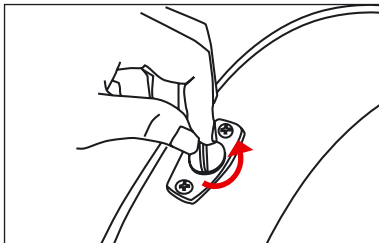
Push the two sections of the kayak together, so that the ratchet strap is approx half an inch inside the buckle.



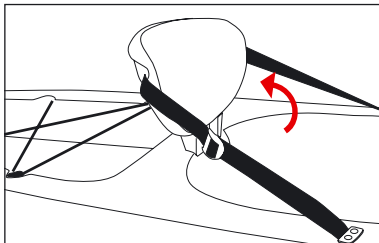
Straddle the rear section of the kayak and lift, hooking the two parts. Then lower, automatically locking them.



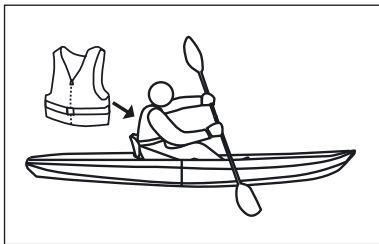
Tighten the buckle so that the gap between the sections is completely closed. Do not overload buckle, this can damage the ratchet strap.



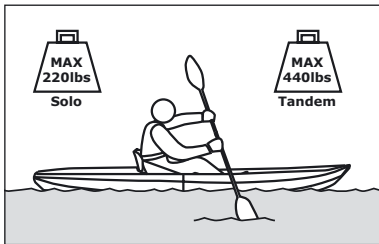
Always equalize pressure in the kayak by opening the drain plugs on each section before assembly.



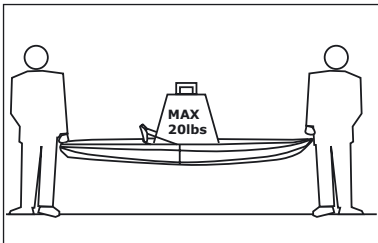
Fold up the backrest before seating. The backrest angle is easily adjusted with the buckle on the right side.



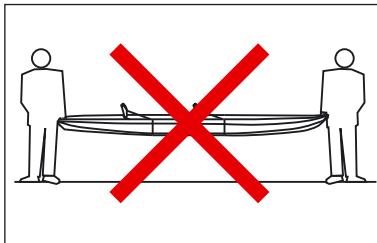
Always use a personal flotation device when paddling. Read the warning sticker on the kayak before usage.



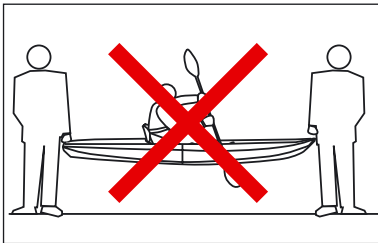
Maximum capacity  
Solo configuration: 220lbs (110kg)  
Tandem configuration 440lbs (200kg)



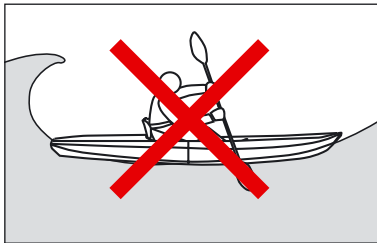
Never place heavy objects in the kayak while carrying or dragging, this can damage the locking system.



Never carry or drag the kayak when put together as a Tandem, this can damage the locking system. Carry it piece by piece.



Never carry or drag the kayak with someone sitting in the kayak, this can damage the locking system.



Never paddle the kayak in surf higher than 3 feet, this can lead to damage in the locking system.

# Warranty and Disclaimer

Point65 Sweden AB warrants that the product will meet the specifications stated in the instructions and Point65 Sweden agrees to replace the product free of charge if the product does not conform to the manufacture specifications. Notice for replacement must be given within 60 days of the discovery of the defect.

Contact Point65 Sweden AB at: [www.point65.com](http://www.point65.com) | [warrantyclaim@point65.com](mailto:warrantyclaim@point65.com) | Phone: +46 8 663 01 06

In consideration of the above promises by Point65 Sweden AB, the buyer agrees to and accepts the following conditions:

- That this warranty is in lieu of all other warranties, expressed or implied;
- That ALL WARRANTIES OF MERCHANTABILITY OR OF FITNESS FOR A PARTICULAR PURPOSE ARE HEREBY EXCLUDED AND/OR WAIVED;
- That the buyer's sole remedy shall be to obtain replacement of the product free of charge from Point65 Sweden AB; and
- That this remedy is in lieu of all other remedies or claims for damages, consequential or otherwise, which the buyer may have against Point65 Sweden AB.

Point65 Sweden AB shall have no liability for Any loss or injury caused, in whole or in part, by its actions, omissions, or negligence, or for contingencies beyond its control; Point65 Sweden AB is warranted to be free of defects in materials and workmanship for a period of one (1) year from

the date of shipping. During the warranty period the unit will be repaired or replaced by Point65 Sweden AB at no charge as long as the unit has not suffered accidental damage, abuse, abnormal wear and tear, or misapplication. Such damage will be repaired at the purchaser's expense. Opening or altering the Product in any way voids this warranty.

The warranty extends only to you, the original purchaser. It is not transferable to anyone who subsequently purchases the Point65 Sweden AB from you.

Please check with at [www.point65.com](http://www.point65.com) regularly for product updates and information.

Also, some of my clients have used specific language to make sure some specific issues will not be covered and the buyer knows it in advance.

## THIS WARRANTY DOES NOT COVER THE FOLLOWING:

- Normal wear and tear or as a result of abuse or failure to maintain kayak.
- Discoloration or cracking due to excessive sun exposure.
- Damage caused by alterations, modifications, storage or mooring to kayak.
- Transportation of kayaks; significant or incidental damage to kayak and/or personal property.
- Damage due to failure of following procedures and instructions provided.

- Kayaks not registered with manufacturer at time of warranty claim.
- Factory 2nds (Kayaks purchased as a Blem 2nds are not covered).

There is a risk of serious injury or death from drowning. Paddle sports can be very dangerous and physically demanding. The user of this product acknowledges, understands, and assumes the risks involved in paddle sports. Observe the following safety standards and safe operating practices whenever using this product.

- Always wear an approved personal flotation device.
- It is essential to ALWAYS wear a nationally approved personal flotation device (PFD).
- Do not exceed maximum weight capacity. Regardless of the number of persons on board, the total weight of persons and equipment must not exceed maximum weight capacity.
- Do not operate the kayak under the influence of drugs or alcohol.
- A helmet can prevent serious injury and save a life. Wear a helmet when appropriate.
- Do not paddle alone.
- Children must be supervised by a responsible adult at all times.
- Dress appropriately for weather and marine conditions; cold water and cold weather can result in hypothermia.

- Beware of offshore winds and currents as they can take you out to sea.
- Check weather forecasts and obtain local knowledge of the marine environment and weather conditions prior to your voyage. Be prepared for unexpected dangers. Be informed ahead of time regarding the river you are running. Maps and cautions can be obtained from the local BLM.
- Do not exceed your paddling ability; be aware of your limitations.
- Be aware of safe river water levels, tidal changes, currents, and obstacles in and above the water.
- Check your equipment prior to each use for signs of wear, leaks or failure.
- Tie a leash to your paddle when appropriate.
- Always inform someone of your paddling route, the time and place of your departure and your intended time and place of arrival.
- Always carry identification.
- Do not paddle in flood conditions.
- Make sure you are able to exit the craft if necessary. Beware of the dangers of ropes in your boat that may entangle you if overturned.
- Scout unfamiliar waters; portage where appropriate.

PROUDLY MANUFACTURED IN THE USA

**POINT 65°N**  
S W E D E N

[www.point65.com](http://www.point65.com)